




PRASA PROJECT



**CONFIDENTIAL INFORMATION**

This document and the information contemplated therein have to be considered as Confidential Information pursuant to the provisions of Clause 25 of the MSA, and treated as such.

**APPLICATION REFERENCE**

MOUNTING	DESCRIPTION	STATION	CAR TYPE						WORK INSTRUCTION	SAFETY ? 
			TC1	M4	M1	M2	M3	TC2		
<input checked="" type="checkbox"/>	DTR3-PROCE-18	EXTERNAL WATERTIGHTNESS	FT1041	X	X	X	X	X	PRA.FT1010.04	YES
<input type="checkbox"/>										
<input type="checkbox"/>										
<input type="checkbox"/>										
<input type="checkbox"/>										
<input type="checkbox"/>										
<input type="checkbox"/>										
<input type="checkbox"/>										

REV	DATE	MODIFICATION CONTENT	RESPONSIBLE	NAME	DATE
0	6/17/2017	ACCORDING TO IND-SAL-PRS-FRM-056_REV 01 (LAPA)	APPROVER	THABISO KOMAKO	7/30/2017
			CHECKER	TANUSS MARCONDES	7/30/2017
			COMPILER	ZANELE NOCELA	7/11/2017

TRAIN SET	CAR	OPERATOR NAME	DATE	SELF INSPECTION NUMBER	PAGES
TS230	ALL	Sydney NOMPUMELELO	24/6/04	SI.FT1010.56	01/06



# SELF INSPECTION INDUSTRIAL QUALITY

Rev.  
00  
Date  
30/07/2017

Projet:  
PRASA

SI.FT1010.56

Car:

NCR:

Work station: FT1010



Safety Related

Number of Car (Customer):

## I - Documentation and Instruments Control

### I.1 - Documentation Control

Document	Type of car						Revision	Observation	OK		Signature/Date
	TC1	MT	M2	M3	M4	TC2					
PRA.FT1040.04	X	X	X	X	X	X			X	N/A	15/07/2017

### I.2 - Instruments Control

Monitoring and Measuring Instrument Control - Used for Special Process					
Instruments	Serial number	Calibration or Verification Validation Date	OK		Signature/Date

## II - Self Inspection - Items to Check

### II.1 - Items to check













Item	Picture/Drawing	Description	Acceptance criteria / Record	OK		Signature/Date
01		Assembly according drawing or complementary documentation approved by GIBELA engineering Parameters of the record: 1. Water pressure: Specified: Minimum 4 + 1 / -0.5 bar. Found: 4 bar 2. Exposure time: Specified: 20 minutes Attendance: 18.00 minutes	There is no water retention in the roof or underframe. In any case, it shall be checked that there's a clear drainage path on the roof to evacuate the water after the test.	X		24/6/24

# SELF INSPECTION INDUSTRIAL QUALITY

Rev.  
00  
Date  
30/07/2017

Projet:  
PRASA

SI.FT1010.56




02	-	<p>After the test check watertightness of the box</p> <p>Is the box leakage free? NOTE: if there are leakage points detected, it must be recorded in the table and indicated with its location in figures below (Pg 02; 03). Provide the correction of points and then re-test, according To item 5.2 of the Test Procedure. Not occurring points leakage, annual fields of item 11</p>	<p>There is no water retention in the roof or underframe. In any case, it shall be checked that there's a clear drainage path on the roof to evacuate the water after the test.</p>	X			 24/6/24 
03	-	Windows	There must be no water leakage between the structure and the window	X			 24/6/24 
04	-	Hvac	There must be no water leakage between the structure, supports, corrugation and drains	X			 24/6/24 
05	-	Sidewall	There must be no water leakage between the structure, window and doors	X			 24/6/24 
06	-	Roof	There must be no water leakage between the air extractor, corrugation, antennas and passage of cables	X			 24/6/24 
07	-	Air extractor	There must be no water leakage between the plate and support air extractor.	X			 24/6/24 

# SELF INSPECTION INDUSTRIAL QUALITY

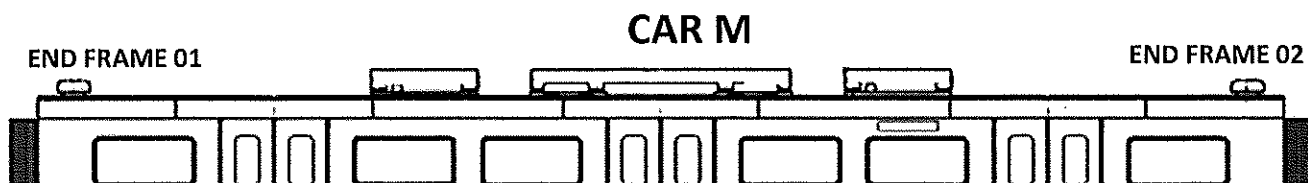
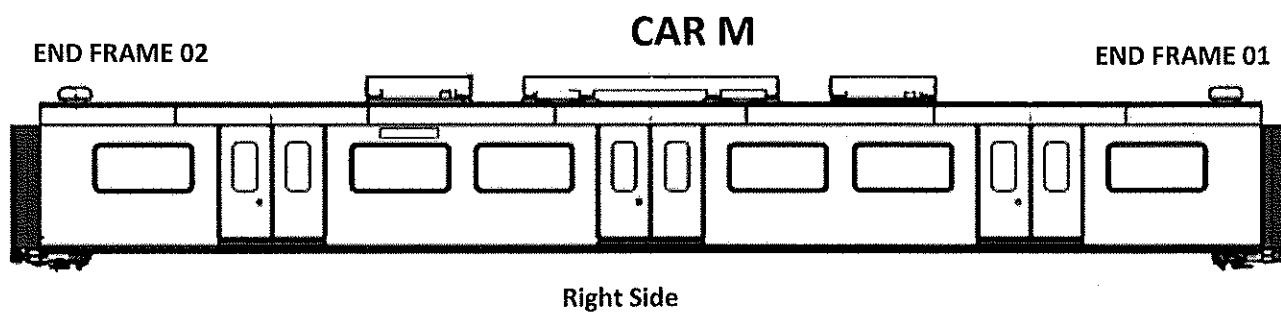
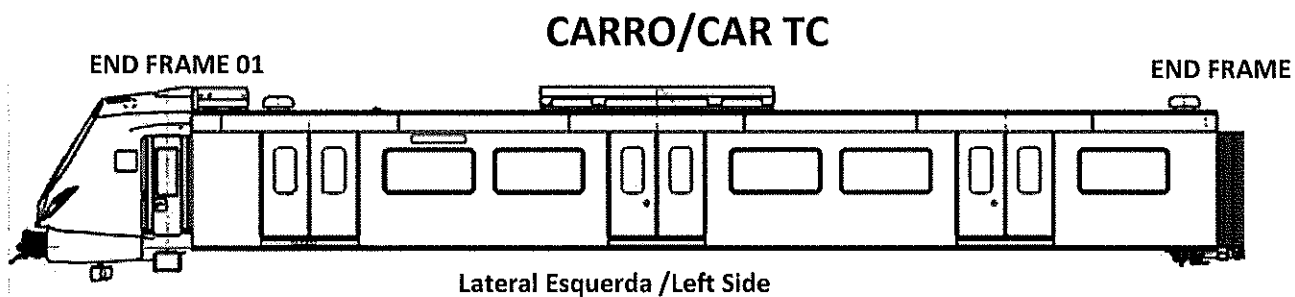
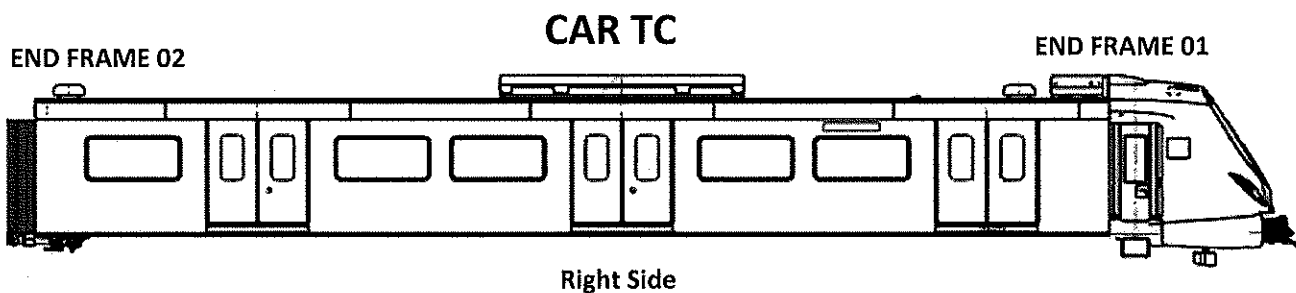
Rev.  
00  
Date  
30/07/2017

Projet:  
PRASA

SI.FT1010.56

08	-	End frames	There must be no water leakage between the end frame and gangway.	X			 24/6/24
09	-	Cabin junction	There must be no water leakage between the cabin, sidewall and roof	X			 24/6/24
10	-	Windscreen	There must be no water leakage between the Windscreen and the mask.	X			 24/6/24


ITEM	Nº Leakages	Description leakages and correction of action	OK		Signature/Date
11					



Left Side

**TC**

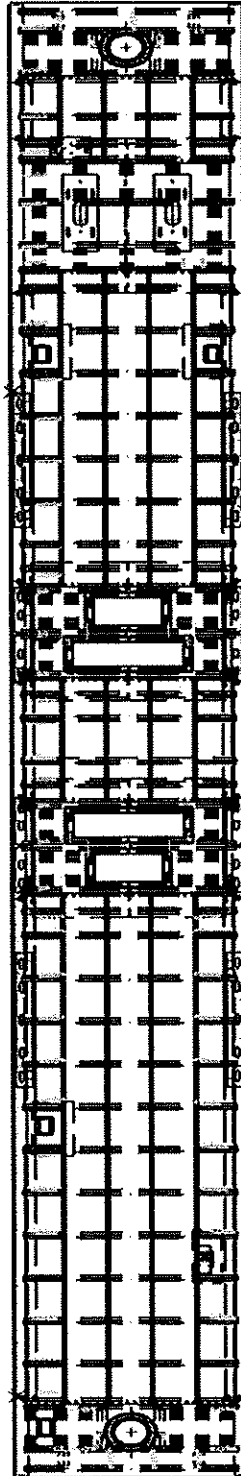
END 1



END 2

**M1 & M2**

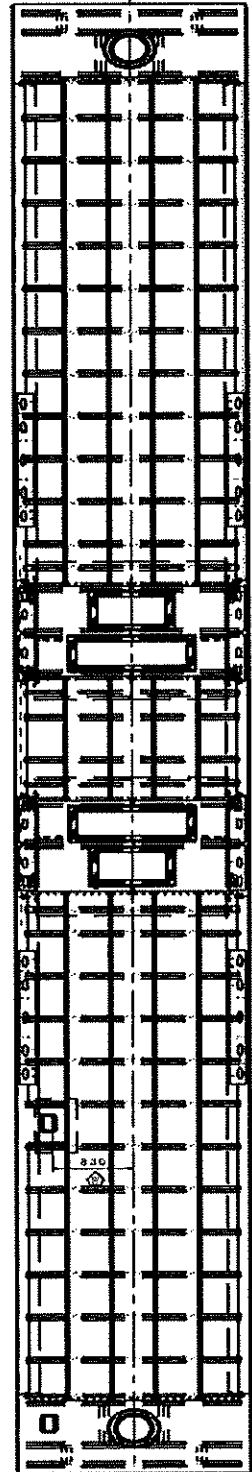
END 1



END 2

**M3 & M4**

END 1




END 2

## II.2 - Check List REX

Check List Items (Attached)							
Item	Picture/Drawing	Description	Criteria /Record	OK			Signature/Date
01	N/A	To complete REX	There should be no pending items in the REX				

## Self Inspection - Final Result

"Is the car good to advance to the next workstation/process? (Approval of Operations Manager/Team Leader and Industrial Quality)"				DATE	NAME	SIGNATURE
HOLD POINT	GO	If activities are not complete, the missing activities must not impact the next stage!			Operations Manager	
		Every auto inspection performed conforms to specification or in case of discrepancy the same is approved by the competent party.)			Quality Technician <i>Sydney</i>	
		There are activities pendings that impact/stop the activities of the next process Obs: (To describe problems below)			Operations Manager	
		There are non-conformities impact the quality of the product and there is no corrective action defined yet.			Quality Technician	

In case of "NO GO", describe problems:

In case of "NO GO", the operations manager must define below action plan to ensure "GO":					
Item	Description	Action	Responsible	Due Date	Status

Operations Manager/ Team Leader

Quality Manager/ Team Leader